

What We Will Learn in This Lesson

The history of Darwinian evolution is composed of fraudulent “proofs” of evolution later debunked, by the evolutionists own admission. Some of these include:

- I. Animal Homology (Similarity) Proves Macroevolution**
- II. Embryology Recapitulates Darwinian Evolution**
- III. “Evolution” of The Peppered Moth**
- IV. Alleged Horse Evolution**

Review

1. Animals can change (vary, or “evolve”) within their own _____

Review

1. Animals can change (vary, or “evolve”) within their own kind.
2. This type of change is known as _____.

1. Animals can change (vary, or “evolve”) within their own kind.
2. This type of change is known as variation within a kind, microevolution, horizontal variation, special theory of evolution.
3. This type of change is not to be confused with _____.

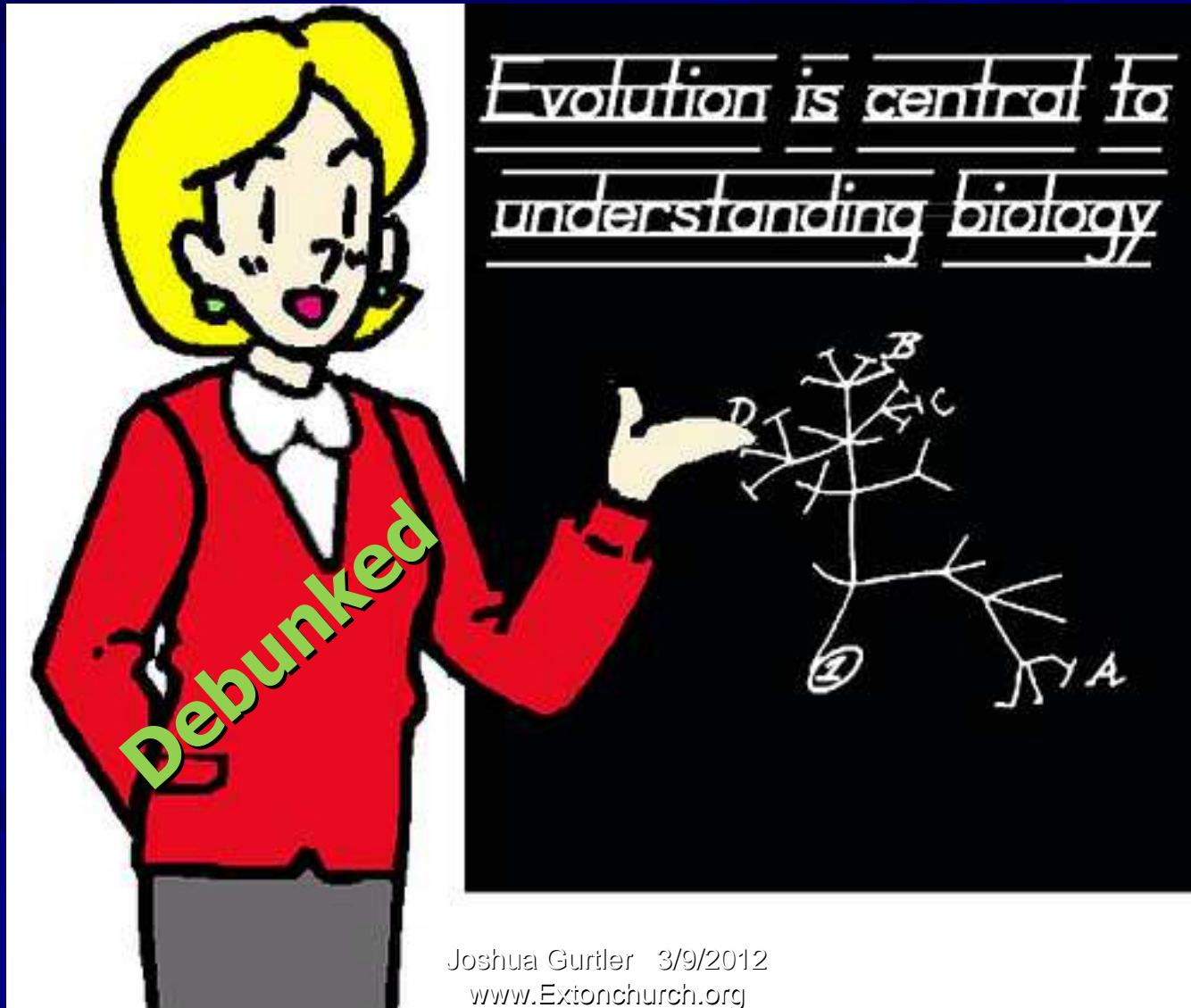
1. Animals can change (vary, or “evolve”) within their own kind.
2. This type of change is known as variation within a kind, microevolution, horizontal variation, special theory of evolution.
3. This type of change is not to be confused with macroevolution, neo-Darwinian evolution, vertical evolution, the general theory of evolution.

4. Neo-Darwinian Evolution does not stand up to the rigor of the four-tiered

4. Neo-Darwinian Evolution does not stand up to the rigor of the four-tiered scientific method.
5. Therefore, ND evolution is not scientifically _____.

4. Neo-Darwinian Evolution does not stand up to the rigor of the four-tiered scientific method.
5. Therefore, ND evolution is not scientifically falsifiable.

Darwinian Evolution Debunked (Four Frauds Still Taught in Public Schools)




Joshua Gurtler 3/9/2012
www.Extonchurch.org

Introduction

- Proponents of naturalistic Darwinism have no great incentive to deal in an above-board manner
- "In fact, evolution became in a sense a scientific religion; almost all scientists have accepted it and many are prepared to 'bend' their observations to fit with it."
 - H.S. Lipson, 1980, "A Physicist Looks at Evolution," *Physics Bulletin*, 31:138 (University of Manchester, Head Dept. of Physics, Fellow of the Royal Society)
- Consequently, we should not be surprised when falsehoods concerning origins are peddled as truth







"Today our duty is to destroy the myth of **evolution**, considered as a simple, understood, and explained phenomenon which keeps rapidly unfolding before us. **Biologists must be encouraged to think about the weaknesses and extrapolations that theoreticians put forward or lay down as established truths. The deceit is sometimes unconscious, but not always, since some people, owing to their sectarianism, purposely overlook reality and refuse to acknowledge the inadequacies and falsity of their beliefs.**"

- Pierre-Paul Grasse. 1977, The Evolution of Living Organisms, p. 8
(French zoologist, past president of the French Academy of Sciences. Dobzhansky said that Grasse's "knowledge of the living world is encyclopedic.")


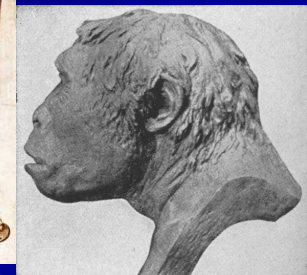
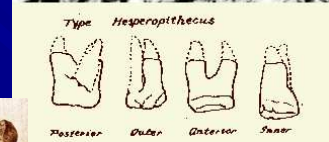
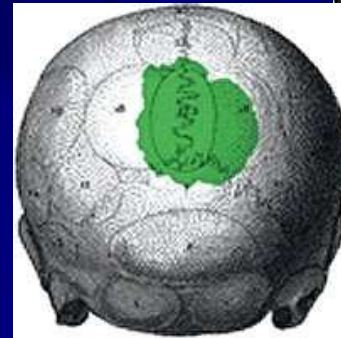
Examples of Scientific Misrepresentations by Evolutionists (Historical Hoaxes)

- **1912, Piltdown Man Hoax** - Proven to be a jawbone of an orangutan and a skull of a *Homo sapiens* in 1953.



Examples of Scientific Misrepresentations by Evolutionists

- **1922**, Nebraska Man Hoax - from the tooth of a pig.
- **1892**, Orce Man Hoax - from the skull of a donkey.
- **1891**, Java Man Hoax - from the skullcap, three teeth and femur of *Homo sapiens*.
- **1879**, Brontosaurus never existed. The body was found without a head and a different head was found 3 miles away and then attached to the body. It is synonymous with *Apatosaurus*.
- The hypothesis that life arose from non-life taught as a facts in public schools.



Examples of Scientific Misrepresentations by Evolutionists

- **1996, Sinosauroptryx**, A supposed transition between a dinosaur and a bird. Scientists now dispute that there are actual feathers on the back of this “feathered dinosaur”
- **1999, Archaeoraptor**, Another supposedly “Feathered Dinosaur” published in *National Geographic* proven to be a fraud.

*"National Geographic has reached an all-time low for **engaging in sensationalistic, unsubstantiated, tabloid journalism**"*

- Evolutionist, Dr. Storrs L. Olson, Smithsonian Inst.



National Geographic, Nov., 1999



Joshua Gurtler 11/19/2011
www.Extonchurch.org



Examples of Scientific Misrepresentations by Evolutionists

SCIENCE & IDEAS • PALEONTOLOGY

DENNIS COOK—AP



Paleontologist Xu Xing and Utah museum official Stephen Czerkas with the fossil

● *"You do get lots of fakes. There's a huge black market."*

The Piltdown chicken

Scientists eat crow over so-called missing link

Joshua Gurtler 11/19/2011

www.Extonchurch.org

Why Do “Credible Scientists” Feel Compelled to Peddle Misrepresentations?

“It is also worth pondering why there has been general and unquestioned acceptance of Kettlewell’s work. **Perhaps such powerful stories discourage close scrutiny. Moreover, in evolutionary biology there is little payoff in repeating other people’s experiments, and, unlike molecular biology, our field is not self-correcting because few studies depend on the accuracy of earlier ones.** Finally, teachers such as myself often neglect original papers in favour of shorter textbook summaries, which bleach the blemishes from complicated experiments.” - Jerry Coyne, *Nature*, 1998, 396:35,36.



Joshua Gurtler 11/19/2011
www.Extonchurch.org

We Shouldn't Be Surprised At the Deceit. In Fact, We Should Be Prepared for It.

**The Bible tells us there will be deceivers
who peddle lies and propaganda to
supplant divine truth.**

Elymas (Bar-Jesus)

*“Then Saul, who also is called Paul, filled with the Holy Spirit, looked intently at him and said, ‘**O full of all deceit and all fraud**, you son of the devil, you enemy of all righteousness, will you not cease **perverting the straight ways of the Lord?** And now, indeed, the hand of the Lord is upon you, and you shall be blind, not seeing the sun for a time.’ And immediately a dark mist fell on him, and he went around seeking someone to lead him by the hand.”*

Acts 13:9-11

False Messengers

“For such are false apostles, deceitful workers, transforming themselves into apostles of Christ. And no wonder! For Satan himself transforms himself into an angel of light.”
II Cor. 11:13, 14

Beware

“Beware lest anyone cheat you through philosophy and empty deceit, according to the tradition of men, according to the basic principles of the world, and not according to Christ.”

Col. 2:8

... versus Paul

*“But we have renounced the hidden things of shame, **not walking in craftiness nor handling the word of God deceitfully, but by manifestation of the truth commending ourselves to every man's conscience in the sight of God..”***

II Cor. 4:2

Four Evolutionary Misrepresentations (Still Taught in Schools)

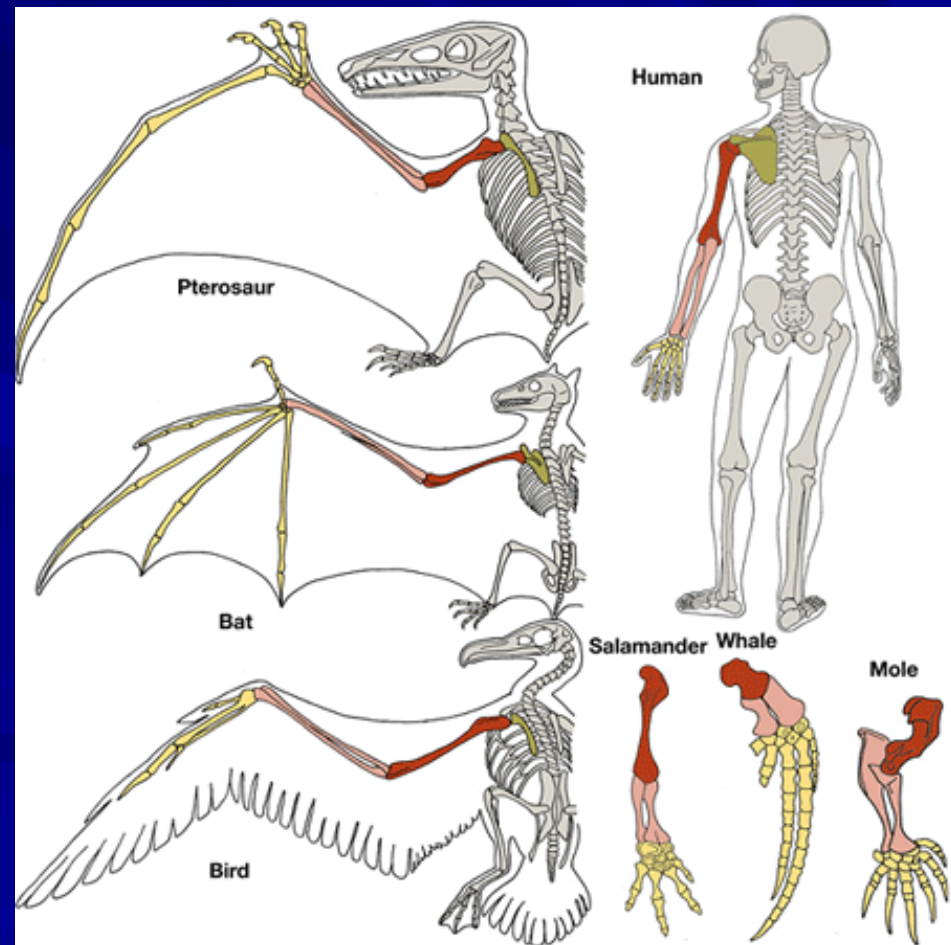
- I. Animal Homology**
- II. Embryology**
- III. The Peppered Moth**
- IV. Alleged Horse Evolution**

I. Animal Homology (Comparative Anatomy or Similarities in Animals)

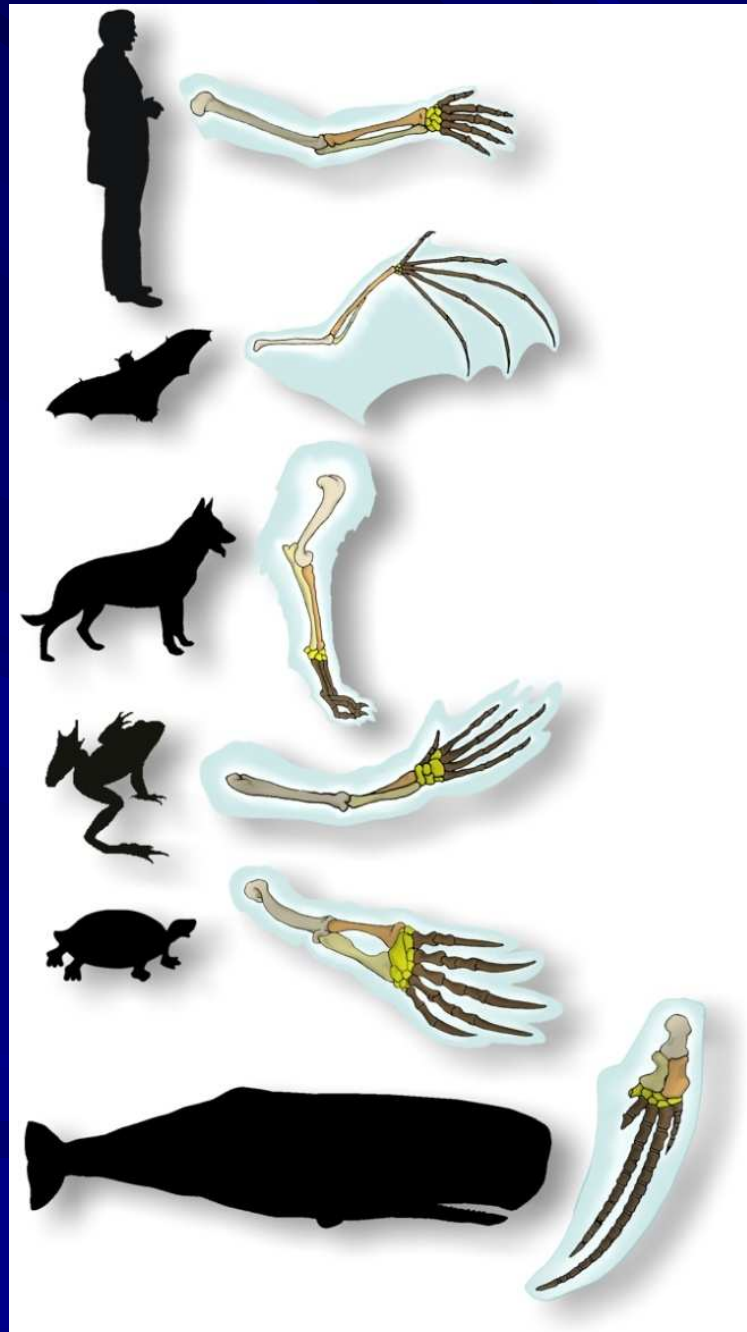
Regarding homology,
Charles Darwin Said:

*"is it not powerfully
suggestive of true
relationship, of
inheritance from a
common ancestor?"*

- The Origin of Species,
1872 ed., p. 382



Homologous Limbs

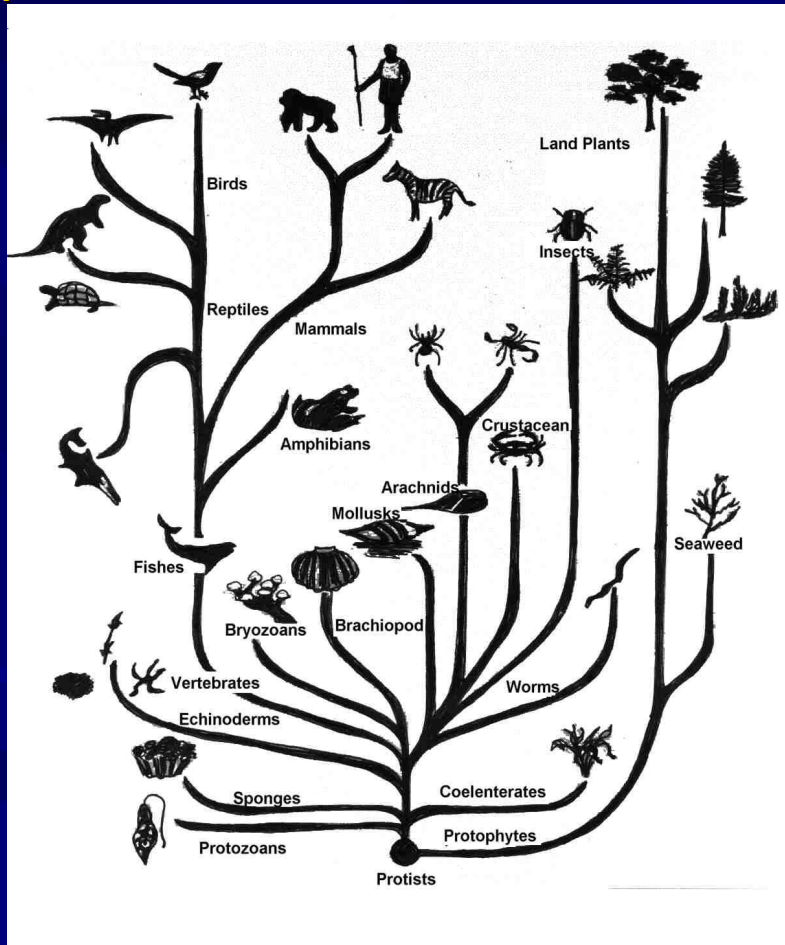


Rob Baker, Apologetics Press

Homology Among Animals Fits Both Origins Models

Darwinian Model

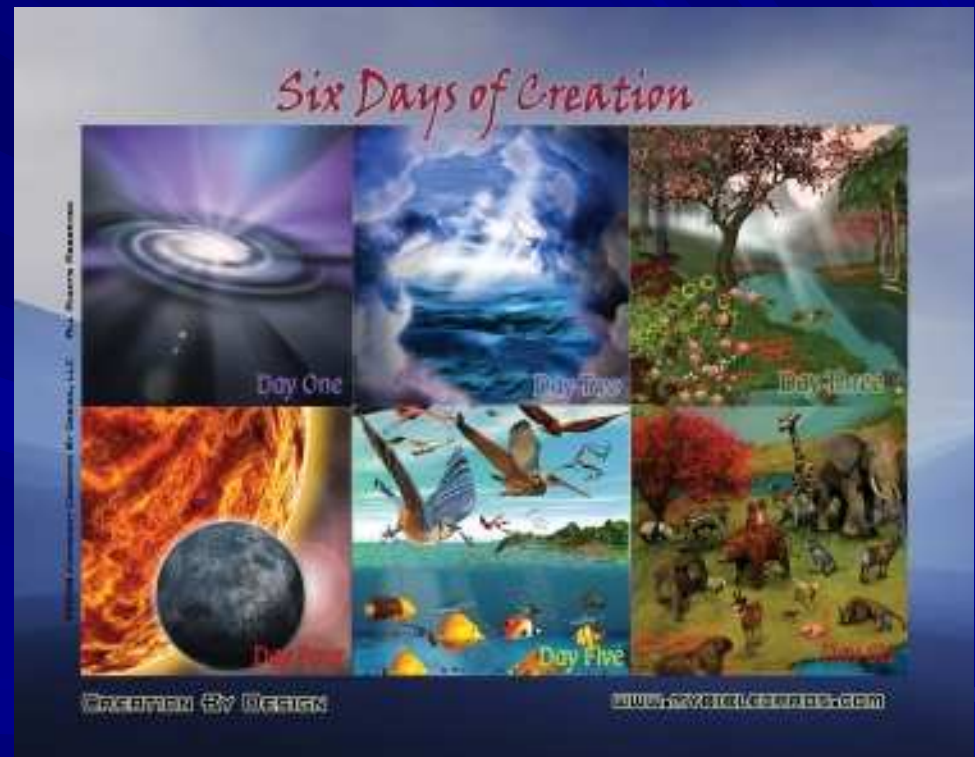
(Similarities via a Common Ancestor)



Library.thinkquest.org

Creation Model

(Similarities via an Intelligent Designer)

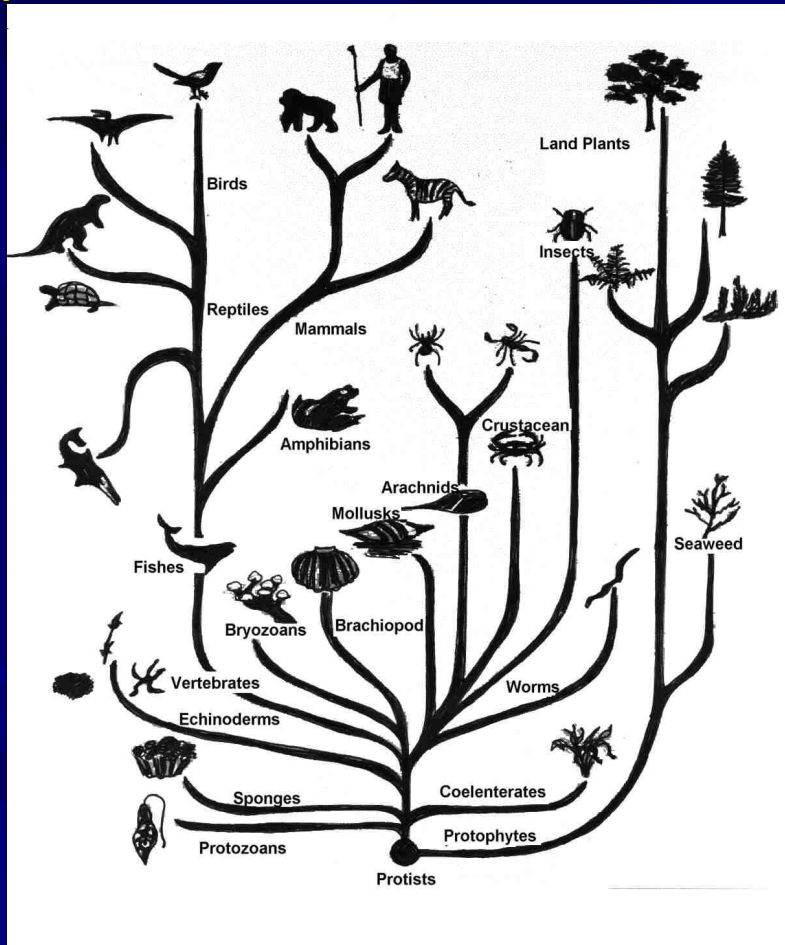


<https://heartsathomestore.com>

Homology Among Animals Fits Both Origins Models


Darwinian Model

(Similarities via a Common Ancestor)



Creation Model

(Similarities via an Intelligent Designer)





**Common Ancestor
Or
COMMON DESIGNER?**

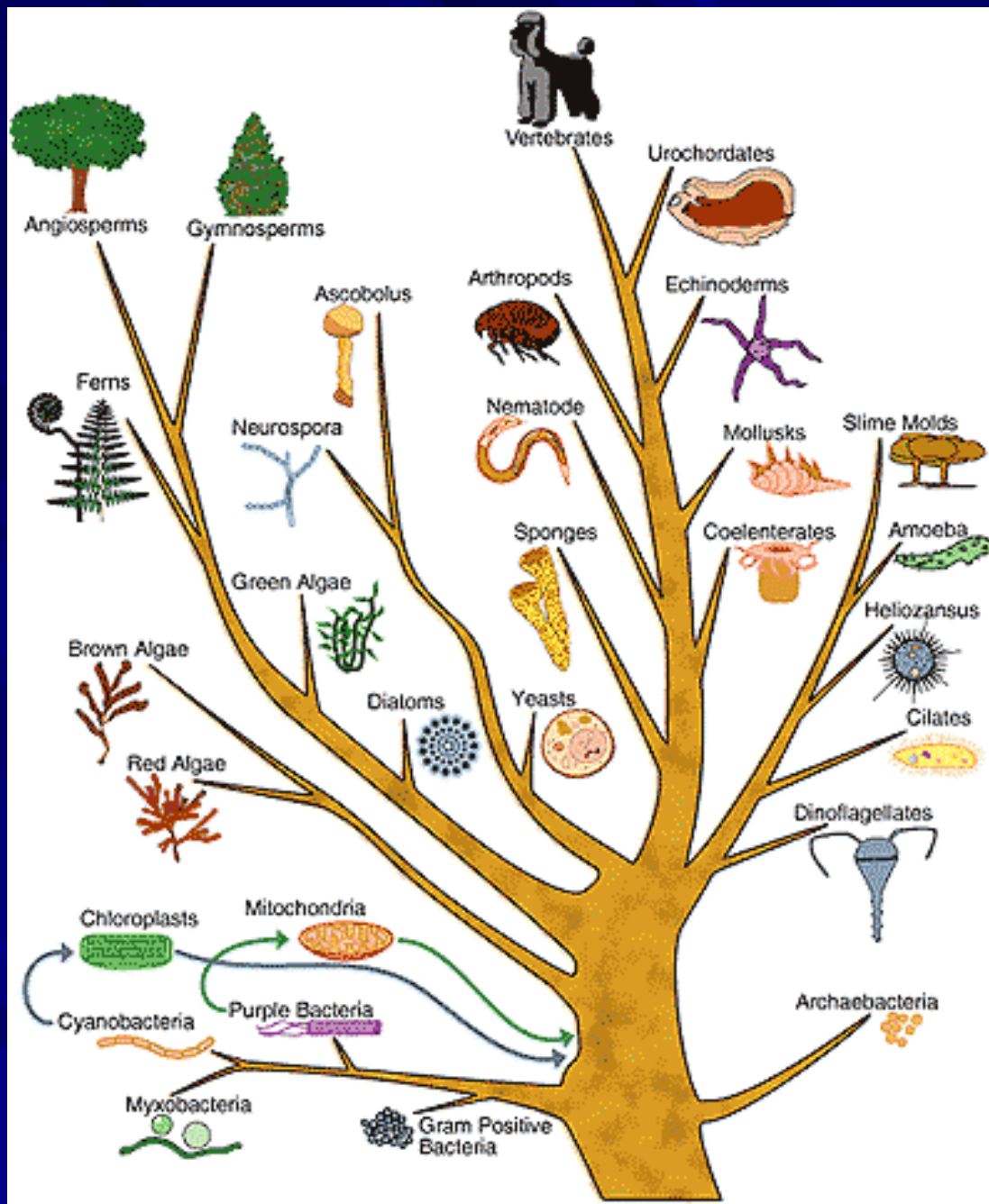
What Would Discredit the Darwinian Evolutionary Model of Homology?

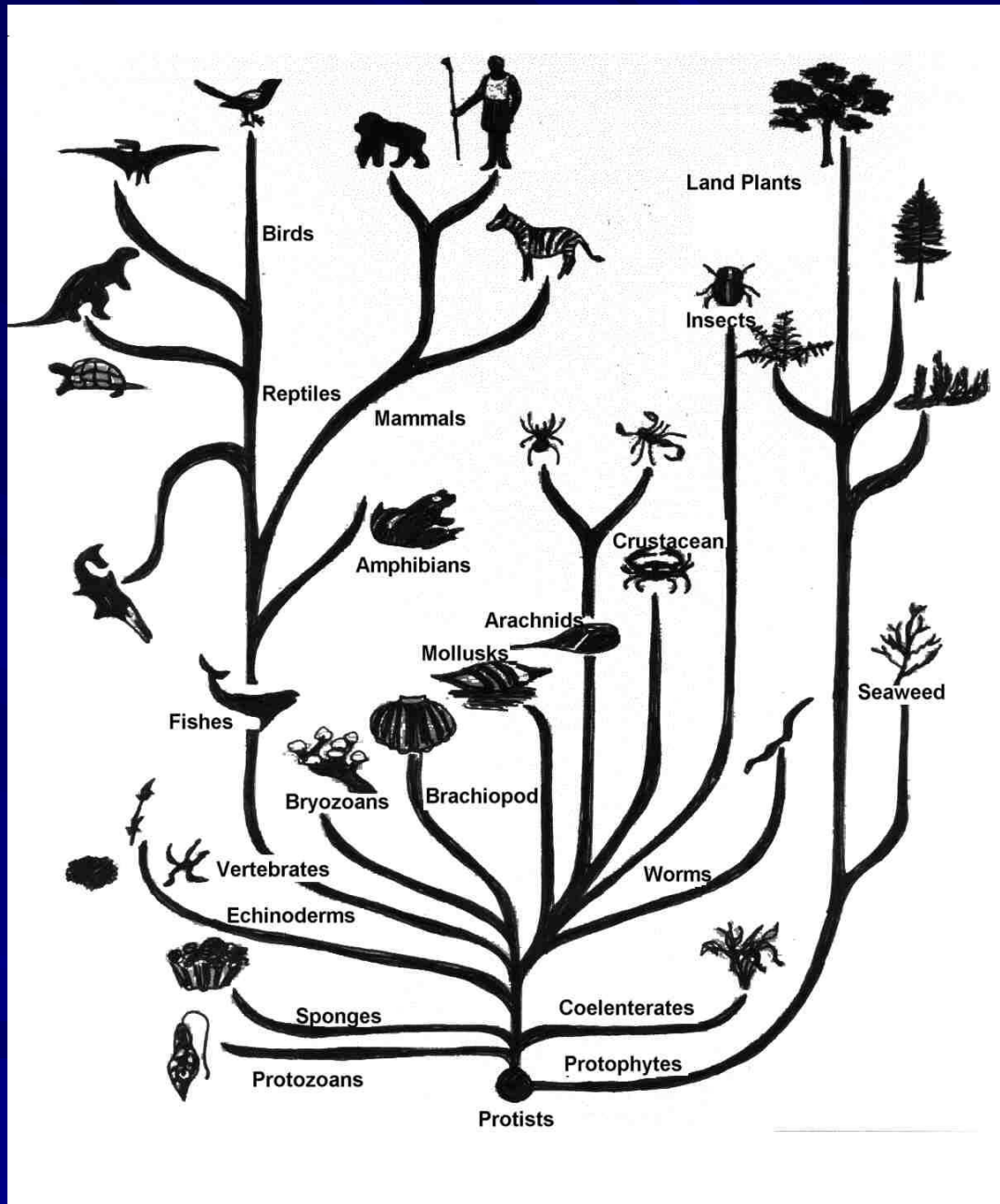
Answer: Identical anatomical (homologous) features in animals that coincidentally appear in different evolutionary lines (i.e., they were not inherited from one another).

Or

“Non-inherited similarities”

29



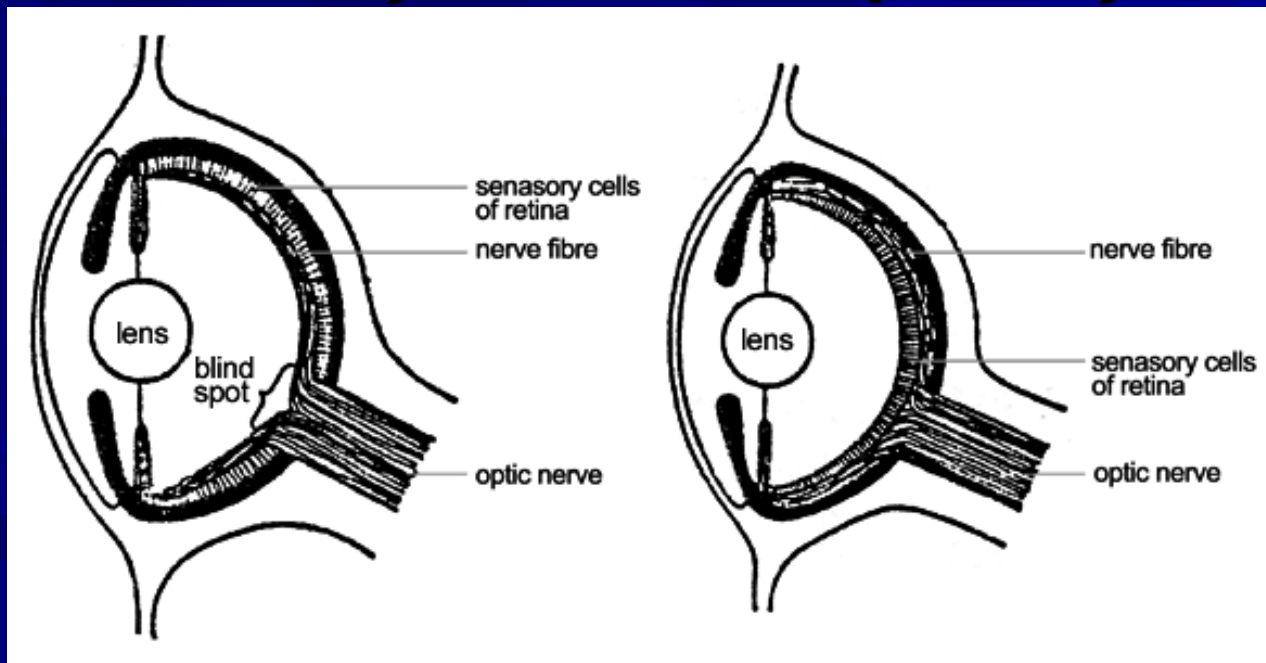


No Common Ancestor With the Same Feature, But Identical Organizational and Structural Evolution?!

Evolutionary Code Word: “Convergent Evolution”

Human Eye

Octopus Eye

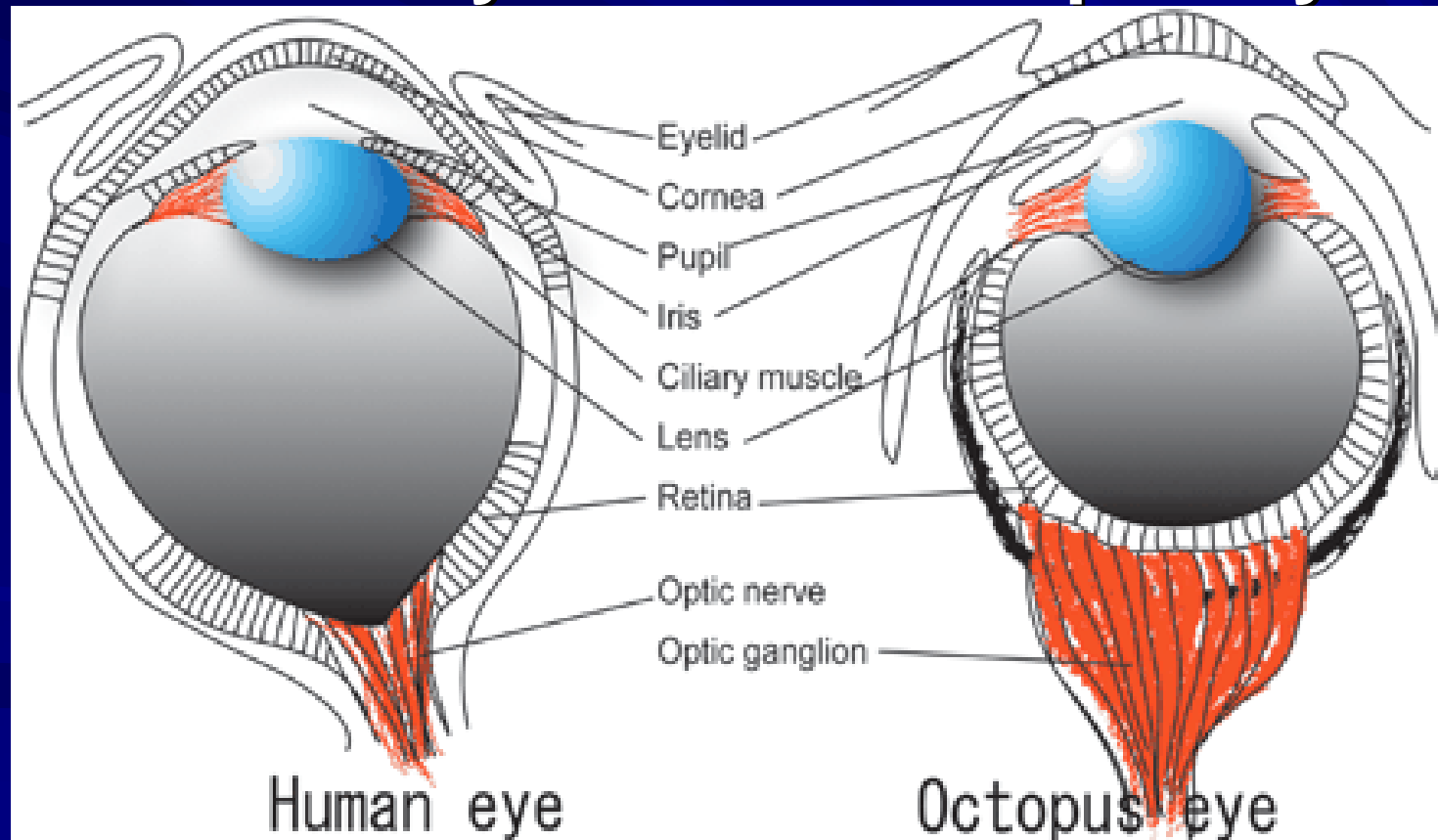


http://commons.wikimedia.org/wiki/File:Evolution_eye_numbered.png

**No Common Ancestor for Eye, But Identical
Organizational and Structural Evolution?!
Code Word: “Convergent Evolution”**

Human Eye

Octopus Eye



<http://genome.cshlp.org/content/14/8/1555/F1.expansion>

No Common Ancestor for Eye, But Identical Organizational and Structural Evolution?! Code Word: “Convergent Evolution”

Octopus Eye



Creationwiki.org

Human Eye



Creationwiki.org

- Also, birds molting paired feathers for balance and lack of evolutionary proof for feathers.

Joshua Gurtler 11/19/2011
www.Extonchurch.org

No Common Ancestor for Eye, But Identical Organizational and Structural Evolution?! Code Word: “Convergent Evolution”

Octopus Eye



<http://tangledwing.wordpress.com/2007/11/11/nason-creek-autumn-wallpaper-world-energy-needs-may-increase-by-50-octopus-eye/>

Human Eye



<http://www.topnews.in/human-eyeinspired-solution-provides-10-times-better-vision-computers-2179347/>



**Common Ancestor
Or
COMMON DESIGNER?**

No Common Ancestor, But Identical Organizational and Structural Evolution?! Code word: "Convergent Evolution" or "Analogous Organs"

Identical Means of Flight Evolved Independently?

- Flying reptiles
- Birds
- Bats
- Insects



www.noaa.gov/news/stories/2006/s2644b.htm



<http://library.thinkquest.org/04oct/01882/Pterodactyl.htm>



<http://outbackcooking.blogspot.com/2011/01/flying-reptiles.html>



Hummingbird Moth

www.pbbase.com/susanmanie/image/82454924

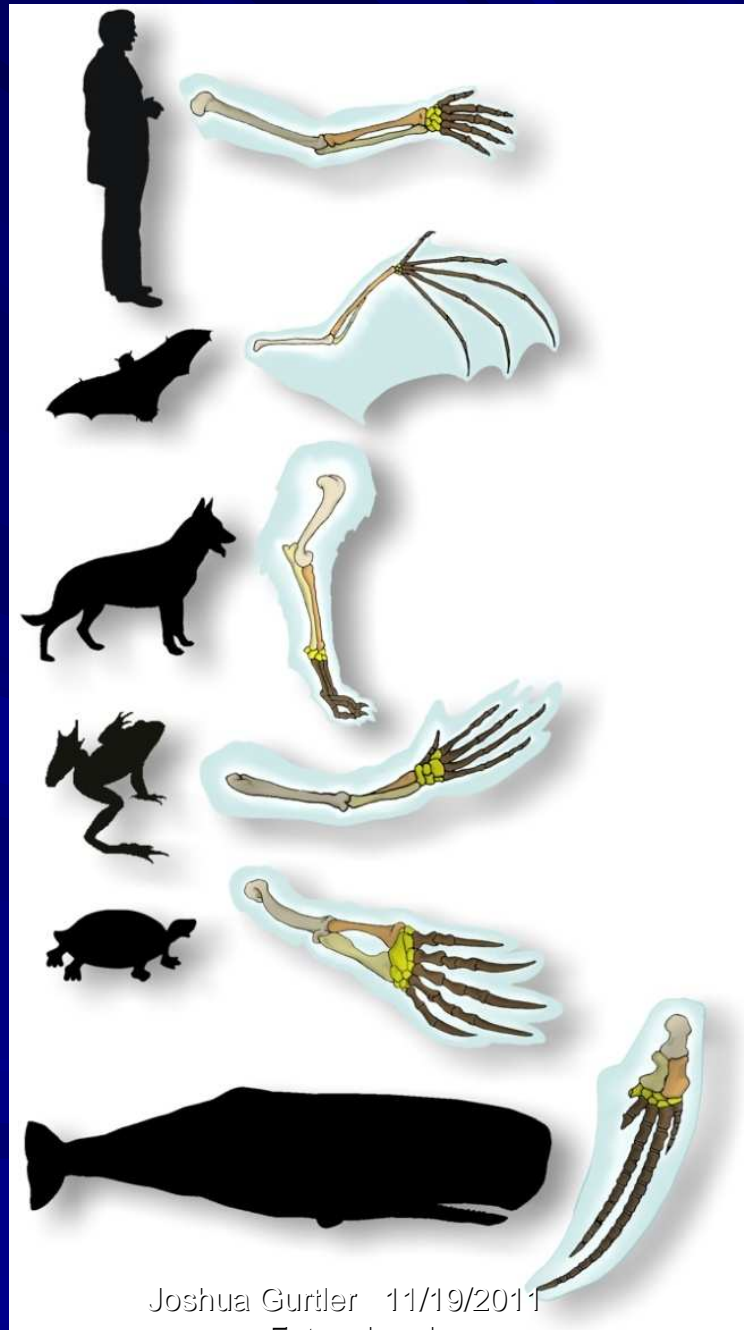
**Consider This: If Homologous
(Similar) Animal Structures
Indicate Common Ancestry, Then
We Should Find the
Corresponding Homologous
GENES in the DNA That Code For
These Similar Structures, Right?**

Wrong

Homologous Limbs

If limbs are similar due to Darwinian evolution, then why are there no homologous genes that code for similar structures in supposed descendents?

This reflects an Intelligent Designer.




Joshua Gurtler 11/19/2011
www.Extonchurch.org

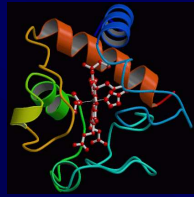
Rob Baker, Apologetics Press

“What mechanism can it be that results in the production of homologous organs, the same 'patterns', in spite of their not being controlled by the same genes? I asked this question in 1938, and it has not been answered.”

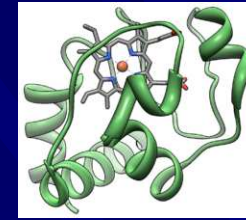
Gavin De Beer, Homology: An Unsolved Problem, Oxford University Press, London, 1971, p. 16 .

(Director, British Museum of Natural History, President of Linnaean Society, Winner of the Royal Society’s “Darwin Medal.”)





Cytochrome C



Gray Whale



More similar to the Duck than the

Duck



Monkey



Tuna




More similar to the

Rabbit



than the

Dogfish



Turtle



More similar to the

Bird



than the

Snake

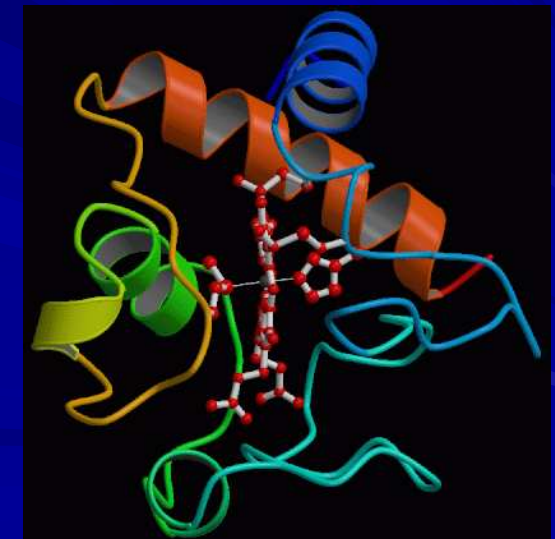
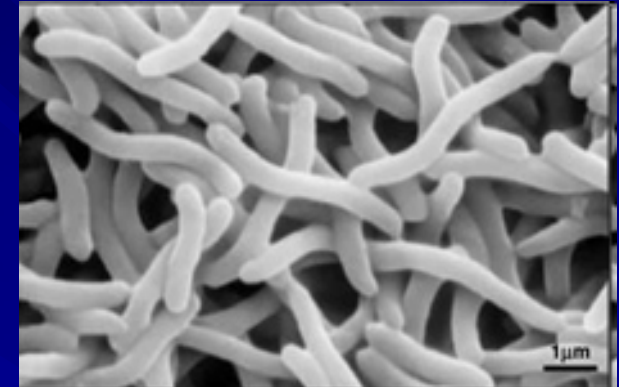


Cyt-c oxidase complex is terminal electron acceptor that reduces O_2 into H_2O and is used by aerobic animals that use oxygen in their electron transport chain. Enteric bacteria (members of the family Enterobacteriaceae), clostridia, and pediococci are oxidase negative.

Percent Difference Between Amino Acid Sequence of Cytochrome C2 in *Rhodospirillum rubrum* and Eukaryotes

Note: *R. rubrum* supposedly one of oldest living species, up to 3.5 billion years old.

MAMMALS	BIRDS	TELEOSTS
Human 65	Chicken 64	Tuna 65
Monkey 64	Penguin 64	Bonito 64
Pig 64	Duck 64	Carp 64
Horse 64	Pigeon 64	ELASMOBRANCHS
Dog 65	REPTILES	Dogfish 65
Whale 65	Turtle 64	CYCLOSTOMES
Rabbit 64	Rattlesnake 66	Lamprey 66
Kangaroo 66	AMPHIBIANS	
	Bullfrog 65	
INSECTS	ANGIOSPERMS	YEASTS
Fruit Fly 65	Mung-bean 66	Candid Cruse 72
Screw-worm 64	Sesame 65	Debaryomyces
Silkworm 65	Castor 69	kloeckeri 67
Tobacco Horn	Sunflower 69	Baker's yeast 69
Worm Moth 64	Wheat 66	Neurospora crassa 69

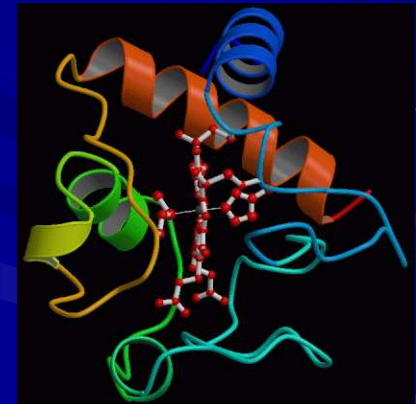
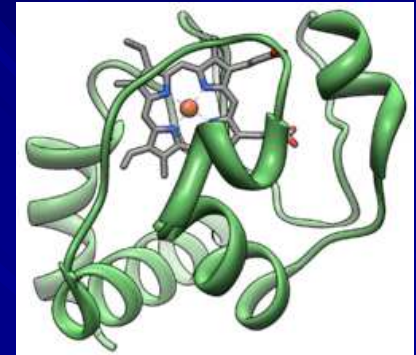


Cytochrome C2 Homology

Animal pair	No. different amino acids
Dogfish- Tuna	19
Turtle	18
Donkey	16
<u>Rattlesnake</u>	13
Man	21
Kangaroo	19
Tuna- Turtle	17
<u>Donkey</u>	15
Rattlesnake	25
Man	20
Turtle- Donkey	10
<u>Rattlesnake</u>	20
Man	12

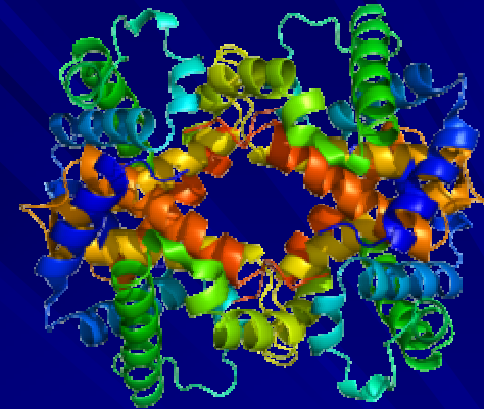
Ca. 104 amino acid protein

Donkey- Rattlesnake	19
Man	11
Man- Rattlesnake	11
<u>Pigeon</u>	10
Dog	11
Rabbit- Man	9
Donkey	5
<u>Duck</u>	6
Pigeon	7
Duck- Kangaroo	10
Tuna	15
Dogfish	15
Dog- Tuna	17
Pigeon	8



Blood α -Hemoglobin

141 Amino Acid Protein



Crocodile more homologous to Chicken than to the Viper



Crocodile alpha hemoglobin homology =
Only 5.6% homology with Viper, But 17.5% but with the Chicken

Take home message:

**Similarities Suggest a
Common Designer Rather
Than a Common Ancestor**

*“For since the creation of the world His invisible attributes are **clearly seen, being understood by the things that are made,** even His eternal power and Godhead, so that they are without excuse.”*

(Romans 1:20)

Some minds are willfully ignorant, and closed to counter arguments. Their “truth” is composed of ideas that will support their biases and presuppositions.

AFTER EDEN


by Dan Lietha



For the time will come when they will not endure sound doctrine ... And they shall turn away their ears from the truth, and shall be turned unto fables.
2 Timothy 4:3a-4b


AFTER EDEN

by Dan Lietha



Joshua Gurtler 11/19/2011
www.Extonchurch.org


CREATIONWISE



AFTER EDEN

by Dan Lietha

143



For since the creation of the world God's invisible attributes, His eternal power and divine nature, have been clearly seen, being understood through what has been made, so that they are without excuse.

Joshua Crider 1/19/2014:20

www.Extonchurch.org

II. Embryology (Haeckel's Embryos)

"Embryology is to me by far the strongest single class of facts in favor of change of forms"

- Charles Darwin, letter to Asa Gray, Sept. 10, 1860

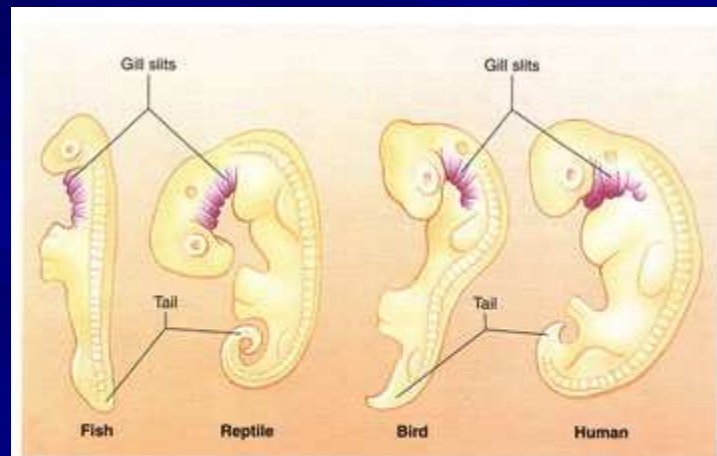




FIGURE 20.18

Our embryos show our evolutionary history. The embryos of various groups of vertebrate animals show the features they all share early in development, such as gill slits (in purple) and a tail.

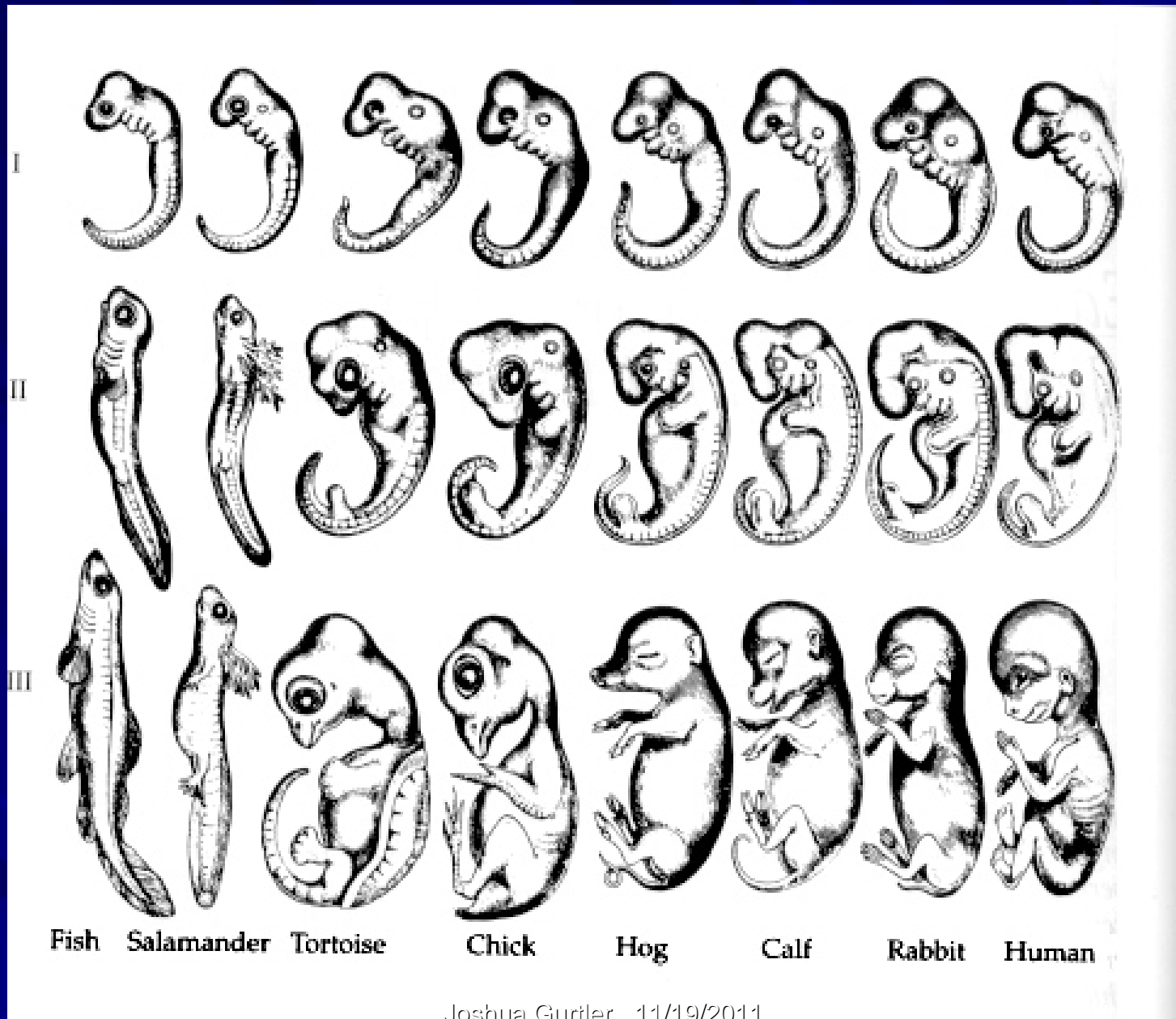
Textbook: *Biology*. By Peter H. Raven & George B. Johnson. Fifth edition (customized). McGraw-Hill, 1999. Page 416:

II. Embryology (Haeckel's Embryos)



Ernst Heinrich Haeckel, ca. 1874

Joshua Gurtler 11/19/2011
www.Extonchurch.org



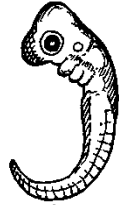


Fish Salamander Tortoise Chick Hog Calf Rabbit Human



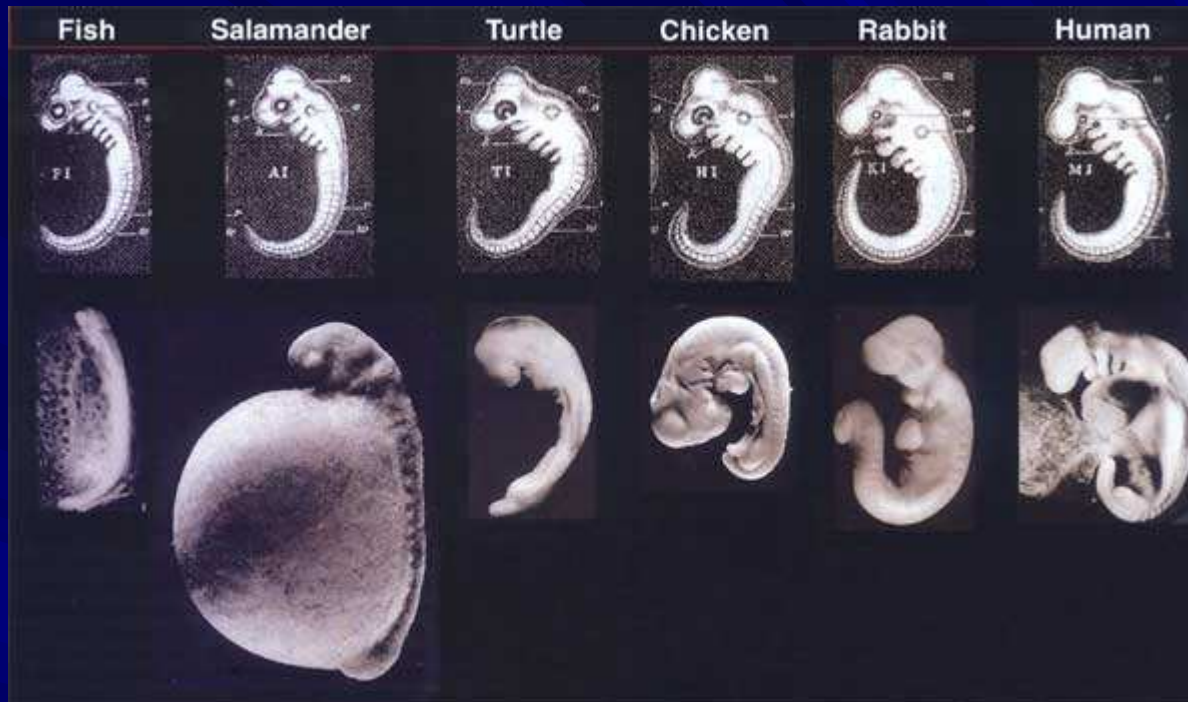
Joshua Gurtler - 11/19/2011
www.Extonchurch.org

Haeckel's
"first"
stage




Jody F. Sjogren

Joshua Gurtler 11/19/2011
www.Extonchurch.org



“Haeckel *had* exaggerated the similarities. . . *in a procedure that* can only be called fraudulent—simply copied the same figure over and over *again*. . . we *do, I think,* have the right to be *both* astonished and ashamed by *the century of mindless recycling that has led to* the persistence of these drawings in a large number, *if not a majority,* of modern textbooks”

-Stephen J. Gould, 2000, *Natural History*, 86:42-48, (Reprinted in the New York Times)



Joshua Gurtler 11/19/2011
www.Extonchurch.org

“It looks like it’s turning out to be one of the most famous fakes in biology”

- Michael Richardson, 2000, *Science*, 277:1435
(Evolutionary embryologist, Leiden University, Netherlands.
Richardson along with an international team of experts re-
examined Haeckel’s carvings and found them to be fraudulent)




Take home message:

**Darwinists admit that
embryology does not
recapitulate Darwinian
evolution**

III. The English Peppered Moth



Photo courtesy of Roy Cripps



Bernard Kettlewell

H.B.D Kettlewell



Light and dark Peppered moths



Problems with the Moth Hypothesis

#1: Only proves variation within a kind




Photo courtesy of Roy Cripps

Joshua Gurtler 11/19/2011

www.Extonchurch.org

“So he said, ‘What shall I give you?’ And Jacob said, ‘You shall not give me anything. If you will do this thing for me, I will again feed and keep your flocks: Let me pass through all your flock today, removing from there all the speckled and spotted sheep, and all the brown ones among the lambs, and the spotted and speckled among the goats; and these shall be my wages. So my righteousness will answer for me in time to come, when the subject of my wages comes before you: every one that is not speckled and spotted among the goats, and brown among the lambs, will be considered stolen, if it is with me.’”

Gen. 30:31-33



#2: Evolutionists Deny That the Peppered Moth Proves Macroevolution

“The peppered moth experiments [show] survival of the fittest. But they do not show evolution in progress.”

- **L. Harrison Matthews**, (Professor, Bristol University; Scientific Director of the Zoological Society of London, Fellow of the Royal Society), **Forward to On The Origin of Species**, (London: J. M. Dent & Sons, Ltd., 1971).



“Until now, however, the prize horse in our stable of examples has been the evolution of ‘industrial melanism’ in the peppered moth. . . . My own reaction resembles the dismay attending my discovery, at the age of six, that it was my father and not Santa who brought the presents on Christmas Eve. . . . It is also worth pondering why there has been general and unquestioned acceptance of Kettlewell’s work. Perhaps such powerful stories discourage close scrutiny.”

- Jerry Coyne, *Nature*, 1998, 396:35,36

#3: Discrepancies in the moth studies

- A) Dark moths in many unpolluted areas increased in proportion just as those in polluted areas had.
- B) Dark moths continued to increase in proportion after pollution controls were in place and light colored camouflage returned to the trees.
- C) In one area, dark colored moths began decreasing in proportion before the light colored lichen returned to the trees.
- D) Staged photographs



A 2003 review of science textbooks being considered by the Texas State Board of Education found six of eleven textbooks to contain the disproved peppered moth doctrine as proof of Darwinian Evolution

For Further Reading


Review of Melanism: Evolution in Action *by Jerry Coyne*
Nature, 1998, 396:35,36.

OF MOTHS AND MEN An Evolutionary Tale: The Untold
Story of Science and the Peppered Moth. By Judith
Hooper. Illustrated. 377 pp. New York: W. W. Norton &
Company. 2002.

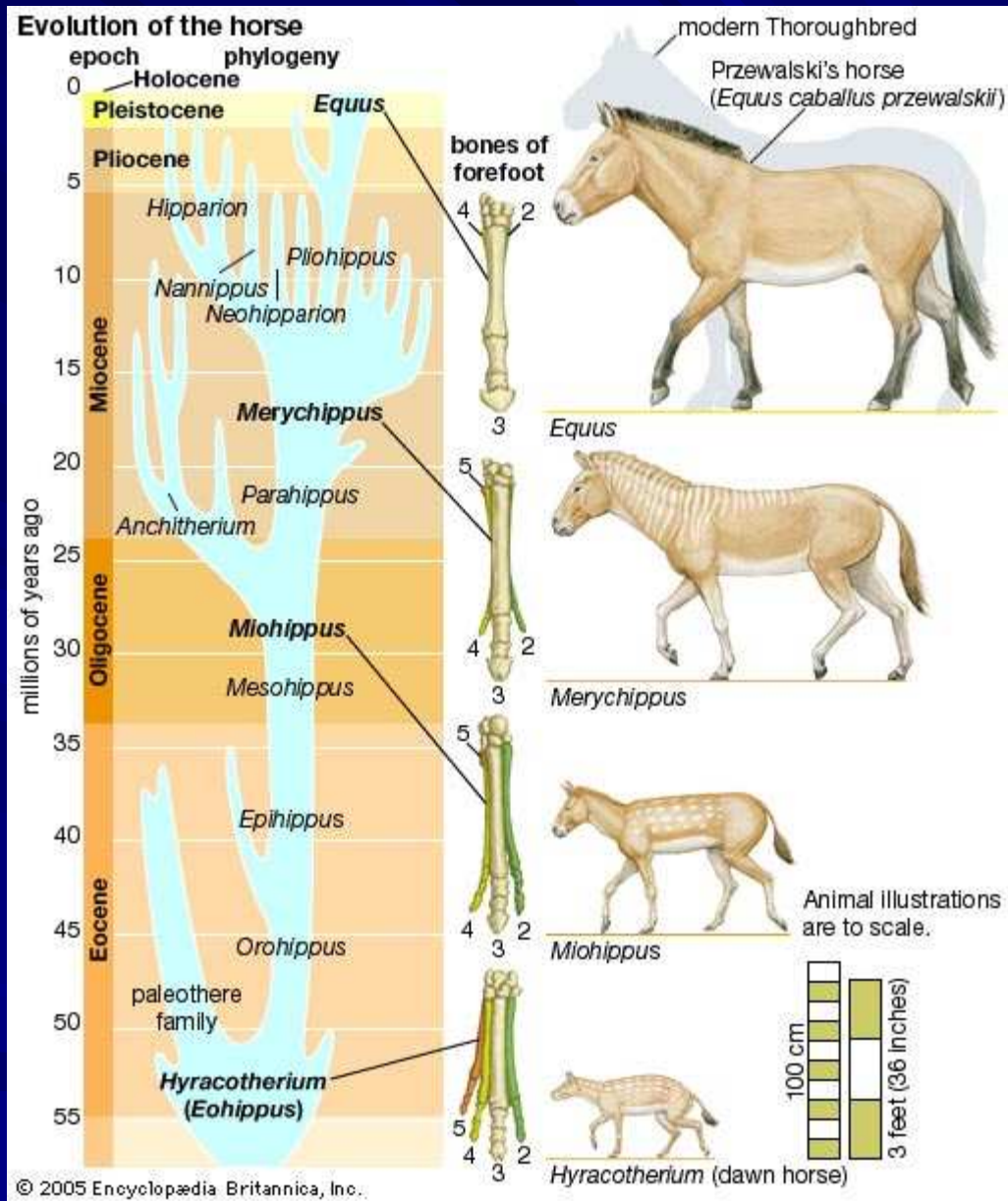
Take home message:

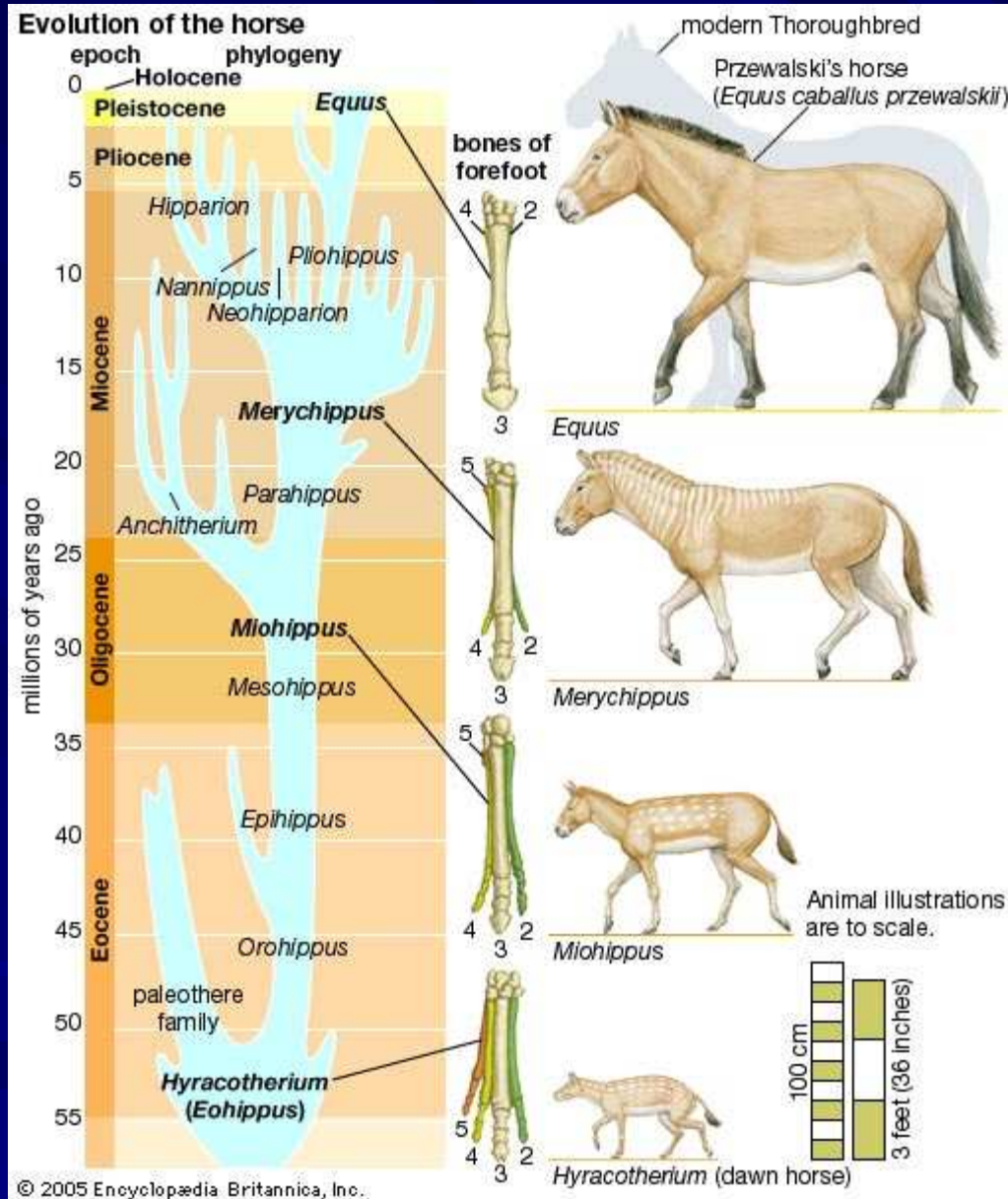
**Natural selection and variation
within an animal kind (aka
natural adaptation or 'survival of
the fittest') ≠ Darwinian evolution**

IV. Alleged Horse Evolution



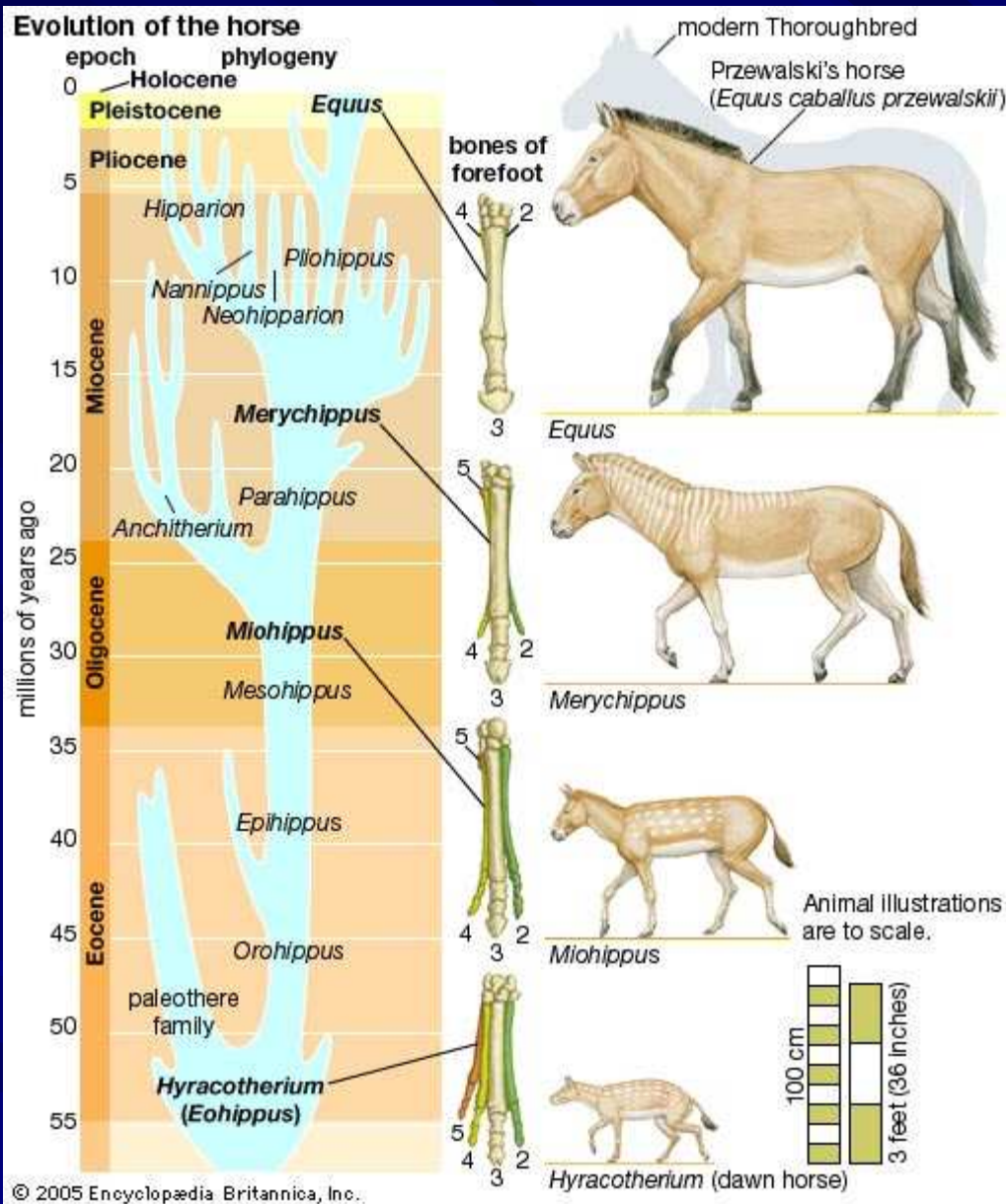
<http://horsejumper.edublogs.org>





Evolutionists admit the horse history is better represented as a “bush” rather than a “tree”

WHY?



Evolutionists admit that all but *Hyracotherium* were contemporary to each other! (Existed at the same time)

If all three lived contemporaneously, then they did not evolve from one another.

**Variations Within an Animal Kind (i.e.,
Microevolution) Do Not Prove Descent
from a Common Ancestor
(Macroevolution)**



Joshua Gurtler 11/19/2011
www.Extonchurch.org

Wikipedia



Radar (Belgian) 2,400 lbs and 6'7" and Thumbelina 1'5" 8.5 lbs at birth (57 lbs. as an adult) – 42x in weight

Joshua Gurtler 11/19/2011
www.Extonchurch.org



WorldsSmallestHorse.com



Joshua Gurtler 11/19/2011
www.Extonchurch.org


*“The family tree of the horse is **beautiful and** continuous only in the textbooks. . . . The construction of the horse is therefore a very artificial one, **since it is put together from non-equivalent parts**, and cannot therefore be a continuous transformation series.”*

-Dr. Nils Heribert Nilsson, *Synthetische Artbildung*, Verlag CWE Gleerup, Sweden, 1954, pp. 551-552. (Swedish geneticist, University of Lund)



“ Prothero and Shubin conclude: ‘Throughout the history of horses, the species are well-marked and static over millions of years. At high resolution, the gradualistic picture of horse evolution becomes a complex bush of overlapping, closely related species.’”

-Stephen Jay Gould and Niles Eldredge, “Punctuated Equilibrium Comes of Age,” Nature, Vol. 336 (18 November 1993), p. 226




STEPHEN J. GOULD



*“The horse is...the classic story of one genus turning into another, **turning into another**. Now it’s becoming apparent **that there’s an overlap of these genera, and that there were many species belonging to each one**. It’s a very bushy sort of pattern that is, I think, much more in line with the punctuational model; there isn’t **just** a simple, gradual transition from one horse to another. This is now becoming fairly well known.”*

- Steven Stanley, “Resetting the Evolutionary Timetable,” Interview by Neil A. Campbell, *Bioscience*, vol. 36 (December 1986) p. 726



"The uniform, continuous transformation of Hyracotherium into Equus, so dear to the hearts of generations of textbook writers never happened in nature."

***-George Gaylord Simpson,
Life of the Past, 1953, p.
119.***



Canidae Type Species: **WOLF**



Animalspecies.blogspot.com



Fws.gov



Animalspecies.blogspot.com

Miniature Poodle Degeneracy

(Note: Selecting for traits produces offspring less fit than the wild type)

1. **Distichiasis (two rows of eyelashes)**
2. Epiphyseal dysplasia (hindleg joints of puppies sag)
3. Progressive retinal atrophy (sluggish retinas, leads to blindness)
4. Ectodermal defects (skin problems)
5. Atypical pannus
6. Von Willebrand's disease (prolonged bleeding, reduced platelet adhesiveness)
7. **Hemeralopia (day blindness)**
8. Patellar luxation
9. Optic nerve hypoplasia
10. Legg-Perthes disease



Miniature Poodle Degeneracy

11. Intervertebral disc degeneration (spine problem)
12. Entropion (eyelid turning inward)
13. Osteogenesis imperfecta
14. Cerebrospinal demyelination
15. Behavior abnormalities
16. Trichiasis
17. Microphthalmia
18. Retinal atrophy
19. Ectopic ureters
20. Cystinuria
21. Hypothyroidism
- 22. Amaurotic idiocy**
23. Hypospadia
- 24. Missing teeth**
25. Atopic dermatitis



Miniature Poodle Degeneracy

26. Achondroplasia (bone cartilage problem producing abnormal short limbs)
27. Patent ductus arteriosus (aorta and pulmonary artery problem)
28. Pseudohermaphroditism
29. Lacrimal duct atresia
30. Lens-induced uveitis
31. Renal dysplasia
- 32. Heart valve incompetence**
33. Adult onset GH deficiency
34. Glaucoma
35. Hairlessness
36. Cushing's disease
- 37. Epilepsy**
38. Juvenile cataracts
39. Epiphora (excessive tearing)



Joshua Gurtler 11/19/2011

www.Extonchurch.orgAdorablepoodles.net

Miniature Poodle Degeneracy

- 40. Hemophilia A, Factor VIII deficiency (prolonged bleeding, hemorrhagic episodes)
- 41. Retinal detachment
- 42. Congenital deafness
- 43. Robertsonian translocation
- 44. Progressive rod-cone degeneration
- 45. Narcolepsy
- 46. Pyruvate kinase deficiency
- 47. Ear infections
- 48. Nonspherocytic hemolytic anemia
- 49. Persistent penile frenulum
- 50. Cryptorchidism
- 51. Cancer



Joshua Gurtler 11/19/2011

www.Extonchurch.org

Dogguide.net

86

Gray Wolf vs. Miniature Poodle



Fws.gov



Dognews.com

“For since the creation of the world His invisible attributes are clearly seen, being understood by the things that are made, even His eternal power and Godhead, so that they are without excuse.”

(Rom. 1:20)

“My goal is that they may be encouraged in heart and united in love, so that they may have the full riches of complete understanding, in order that they may know the mystery of God, namely, Christ, in whom are hidden all the treasures of wisdom and knowledge.” **(Col. 2:3)**